

HINO

3000 Series



Class Leading
Safety Performance Efficiency Comfort



HINO 300 Series

Exterior

The all-new Hino 300 Series has been totally redesigned.

Aerodynamic Design

The gentle curves on the corners of the cab allow for leading aerodynamic performance. The increased rake of the windshield helps air flow over the cab for greater aerodynamic efficiency.



Interior

Inclined Seat Slide

Increased driver seat slide range and inclined rails accommodate a greater range of occupant heights.



Passenger Bench Seat

Sturdy construction with added comfort for three occupants as standard.



Door Trim

All models feature a driver side ashtray as standard with switches located on a coloured base.



Collapsible Shift Lever

A collapsible shift lever allows the driver to easily move across the cabin.



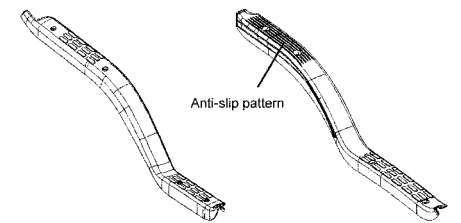
Tilt & Telescopic Steering

The steering wheel is equipped with tilt and telescope functions.



Scuff Plates

Have been enlarged and feature an anti-slip pattern to aid entry and exit.



Standard Cabin Light

Changed to an individual light in order to be optimally positioned. Wide cab models include a long life LED cabin light.



Driver Instrument Panel



The newly designed panel places vital information in a centralised location, requiring minimal eye movement from the driver. Displays information such as fuel level, water temperature, odometer meter, etc.

Eco Light

Placed within the tachometer, the Eco Light will illuminate when the driver is driving efficiently.

Storage

Centre Console (wide cab)

2 cup holders easily fit large beverages or small items.



Centre Console Storage (wide cab)

Holds an A4-sized binder.



Overhead Console (wide cab)

Open centre section allows easy access.



Glove Box (wide cab)

Perfect for vehicle manuals and registration documents.



Coat Hooks

2 hooks are positioned on the rear trim of the cabin.



Convenience Hooks

Useful for hanging items like a litter bag.



Wide Rack

Suitable for frequently used items.



Door Pocket (wide cab)

Perfect for maps and documents.





HINO 300 Series

Safety

Active Safety


Visibility – Wide View Pillars (wide cab)

Extremely thin front pillars allow for excellent forward visibility.



Braking Performance

The Anti Lock Braking System (ABS) and Electronic Brake-force Distribution (EBD) controls the brake bias between the front and rear wheels, depending on the load.



Vehicle Stability Control

For the first time in its class VSC is available to help the driver maintain control of the vehicle. With VSC selective braking is applied to individual wheels for greater control.



Easy Start

When starting on an incline, Easy Start hill start assist will maintain braking force after the brake pedal has been released.



Visibility – Outer Mirrors

Both outer mirrors combine a large, flat main and a convex spotter mirror to provide the driver with a comprehensive view of what is behind them.



Passive Safety

Dual SRS Airbags

Supplemental Restraint System airbags are designed to complement the seatbelts by deploying in a severe front impact.



Side Door Beam

Provides added protection in a side collision.



Seatbelt

3-point seatbelts with Emergency Locking Retractor and pretensioners help protect occupants in a collision.



Under Run Protection (wide cab)

Additional protection in a front collision.



Safety Body Structure

ECE-R29 crash test certified cabins for improved safety.



Performance


Engine

Hino's Euro 5-rated engines are equipped with a common-rail fuel injection system and variable geometry turbo technology to achieve lower emissions with uncompromised power and fuel efficiency.



Automatic Transmission

With a greater number of models with automatic transmission more drivers can now benefit from the smooth and effortless operation afforded by a real automatic.



Stabiliser

The addition of front and rear stabilisers enhance handling stability.



Chassis

Made from 6mm thick steel to ensure ample strength and durability.



Suspension

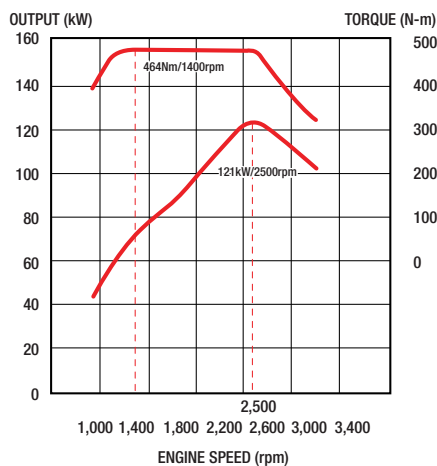
The independent coil suspension and leaf suspension systems are designed to enhance ride quality and handling stability while minimising maintenance.



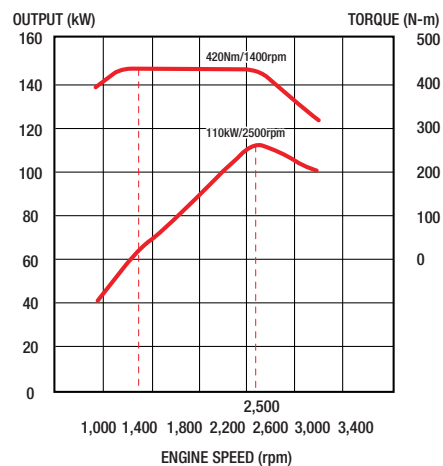
Fuel Efficiency

The new Hino 300 Series Euro 5-rated engines deliver class-leading efficiency and performance.

Wide Cab N04C-UT



Standard Cab N04C-US





HINO 300 Series

Comfort

Accessibility (wide cab)

Generously sized door opening assists with access.

Accessibility (crew cab rear seat)

Rear door openings have been enlarged to assist with entry/exit.



Air Conditioning

A combination of levers, dials and push buttons allow for intuitive operation of the air conditioning. Crew cab models include an additional air conditioning unit in the rear seat.



Driver Seat

The driver seat combines a suspension system with lumbar support to maximise comfort.



Ergonomics

Footsteps

Enlarged footsteps to assist in cabin entry/exit.

Foot Space (wide cab)

The A-pillar has been moved forward to free up additional foot space.

Larger Openings (wide cab)

Entry height has been increased to assist effortless entry/exit.

Seat Slide

Increased driver seat slide range and inclined rails accommodate a greater range of occupant heights.



Maintenance

Single Cab

Features a forward-tilting cab that allows for maintenance and routine inspections. A warning light and buzzer notifies the driver if the cab is not fully secured and locked in place.

Crew Cab

For Crew Cab models inspections can be performed by lifting the front passenger seat and gaining access through a rear panel.



Overseas model shown

Other Features

HID Head Lights (optional)

High Intensity Discharge head lights are available as an option to help enhance night time visibility for extra safety.



Lockable Fuel Tank

A lockable fuel tank cap helps to prevent theft and vandalism.



Bottle Holders

Additional bottle holders in the rear of the Crew Cab.



Engine Immobiliser

An engine immobiliser uses a transponder chip embedded in the ignition key to send an ID code to the engine ECU.



Fuel Tank Capacity

A class leading 170 litre fuel capacity reduces the amount of downtime associated with filling up (medium and long wheel base models).



Quieter Cab

Achieved through reduced wind noise, enhanced sound isolation and improved cab construction.





HINO 300 Series

Expanded Model Range

The new Hino 300 Series has an expanded model range to suit a more diverse range of applications than ever before. An increased number of model variants in the all-new light duty range means you can select the correct truck for your particular needs.



Standard cab



Wide cab

Overseas models shown



Crew cab

The Hino Advantage

Legendary performance and long-term reliability make a Hino truck the natural choice as your business partner. Leading warranties, highly competitive finance and a nationwide dealer network add to the Hino advantage.

Hino Genuine Parts and Accessories.*

All Hino genuine parts and accessories carry a 3 year unlimited kilometres warranty when fitted by an authorised Hino dealer (conditions apply).*



Vehicle Warranty

New vehicle warranty 3 years or 100,000km (whichever comes first). Optional extended powertrain warranty 5 years or 200,000km (whichever comes first).

Legendary Performance

Every Hino truck is built for long term reliability and class leading performance, proven year after year in the Dakar rally.



Hino Financial Services

From an operating lease to a term purchase, finance lease or small business loan, Hino Financial Services provides a range of business finance options through participating Hino dealerships.**



Nationwide Dealer Network

Hino's network of dealers provides sales, parts, accessories, service and professional assistance across Australia.



Sales, Service & Parts Centres

For further information call 1300 014 466 or visit www.hino.com.au

*Conditions apply. See Hino website for details. ** Hino Financial Services is a division of Toyota Finance Australia Limited ABN 48 002 435 181, a member of the Toyota Group of Companies.

Disclaimer. Hino Trucks are distributed in Australia by Hino Motor Sales Australia Pty Ltd A.C.N. 064 989 724. All efforts have been made to ensure the information contained in this brochure was correct at time of printing or uploading. Hino Motor Sales Australia Pty Ltd reserves the right to alter any details of the specifications and equipment without notice. Hino in so far as it is permitted by law to do so, shall not be liable in any way as a result of any reliance placed by any person on anything contained in this brochure. You should therefore check with your authorised Hino dealer at the time of ordering your vehicle to ensure that colour, specifications, equipment, design features and options are available for the vehicle you are ordering. Please note that some options may only be available in combination with others. Authorised Hino dealers will on request provide up to date information on all accessories, design features, prices and availability.

Date of issue 01/08/2011 300 Range v1.1